

# Mini Pragma

## Surface mounting enclosures

*Offer: with earth + neutral terminal block*

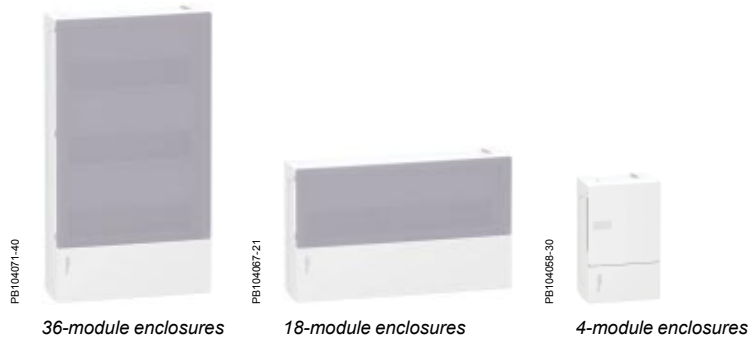
Mini Pragma is a robust modular enclosure (IK 07), aesthetic with innovative design; it highly suitable for a living environment integration. It offers great security (IP 40, IP 41, with accessory) thanks to the front face with a white opaque or transparent door models on all models.

### The surface mounting enclosures

The range consists of enclosures with a width of 4, 6, 8, 12, 18, 24 or 36- module of 18 mm, of 1, 2 or 3-row ready-to-use; designed for electricians: ergonomic design and flexibility of installation.

#### Easy installation and large cabling space

The chassis shapes are rounded and are not wounding for the cable and finger.



PB104675-90

Entry by cable, tube or trunking

Insulating edge

**DIN rails**  
 ■ 1 to 3 DIN rails fixed asymmetrically

**Fixation**  
 ■ The back fitting with oblong holes is sturdy and allows vertical adjustment

Large space for cabling

**Earth and neutral terminal block**  
 ■ Clipped with quick connection

**Removable cable entry plates**  
 ■ Located at the top and bottom of the enclosure, they offer wide access and allow easy association

**Removable front face**  
 ■ With insulating screen

PB104632-90

**A white opaque or transparent door**  
 ■ Reversible opens to 140°, after which it can be removed, without breaking

Blanking plates

**Options**  
 ■ Marker light: ensures that the electrical functions can be accessed in the event of a general power supply failure: the enclosure remains illuminated and can therefore easily be accessed to allow the electrical installation to be restored to normal operation  
 ■ Phase terminal block  
 ■ Kit IP 41  
 ■ Keylock

Entry by cable, tube or trunking



# Mini Pragma

## Surface mounting enclosures

*Offer: with earth + neutral terminal block*

A range of 18 mm, 1, 2 or 3-row 4, 6, 8, 12, 18, 24 or 36-module ready-to-use enclosures designed for electricians: ergonomic design and flexibility of installation.

### Function

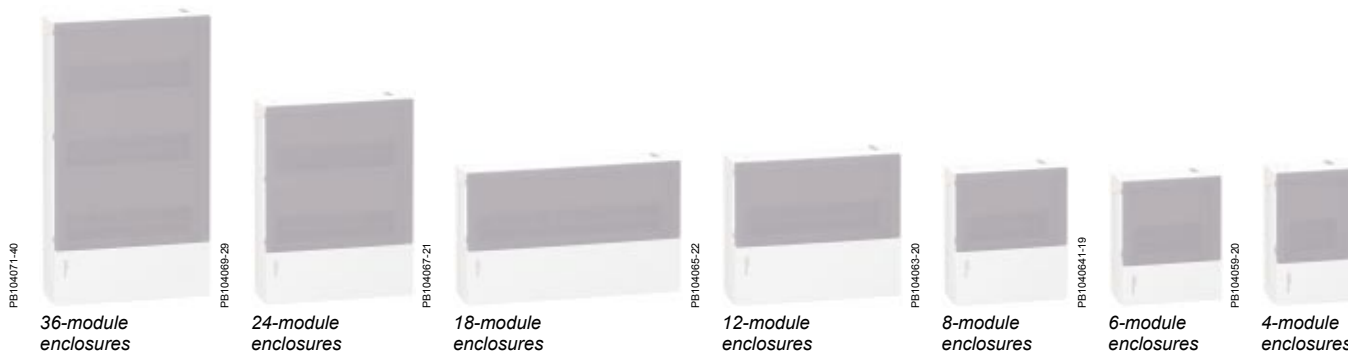
This distribution or sub-distribution enclosure, up to 63 A, is designed for installing electrical switchboards in new or renovated installations in the housing sector.

### Description

The surface mounting Mini Pragma consists of:

- a back with:
    - a centered slot to facilitate installation
    - fixing holes for vertical adjustment.
  - the necessitate for entry cables:
    - two removable cable entry plates at the top and bottom
    - punch-outs
    - a large area for drilling (crown saw, punches)
  - 1 to 3 DIN rails fixed asymmetrically onto the back
  - a reversible front face, fitted with pre-cutout blanking plates
  - a white opaque or transparent door.
  - an earth terminal block and a neutral terminal block
- Enclosure colour: White RAL 9003.

This enclosure can be equipped with a marker light, available in accessories. It allows locating the enclosure in the dark during a power failure.



Smoked transparent door.



White door.

### Technical data

#### Enclosures

Compliance with standards	IEC 60439-3, IEC 60529, IEC 60695-2-11, EN 50102, IEC 60670-24	
Rated current (In)	4-module enclosure	50 A
	6 to 36-module enclosures	63 A
Rated insulation voltage (Ui)	< 400 V	
Insulation	Class 2 (to IEC 60439-3)	
Degree of protection	To IEC 60529	IP 40
	Against mechanical impacts	IK 07
Materials	Self-extinguishing technoplastic (1): resistant to fire and abnormal heat 650°C to IEC 60695-2-11	

(1) Technoplastic material specially developed by Schneider Electric.

PB104059-35



MIP10104T

PB104650-30



Bouchon isolant

PB104657-37



MIP99030

PB104637-45



MIP99034

### Catalogue numbers

White enclosures				Cat. no.	
Number of rows	Number of modules per row	Capacity in 18 mm modules	Rated current In (A)	With solid white door	With smoked transparent door
1	4	4	50	MIP12104	MIP12104T
	6	6	63	MIP12106	MIP12106T
	8	8	63	MIP12108	MIP12108T
	12	12	63	MIP12112	MIP12112T
	18	18	63	MIP12118	MIP12118T
2	12	24	63	MIP12212	MIP12212T
3	12	36	63	MIP12312	MIP12312T






### Components delivered with each enclosure

Type	
Insulating plug (pack of 4)	To be placed over the back fixing screws to obtain class 2 insulation
Identification strip for each row	To be glued onto the front panel
Two terminal block supports	
Two earth/neutral terminal blocks	Supplied with the 4 or 6-module enclosure 2 x (1 x 16 <sup>□</sup> + 2 x 10 <sup>□</sup> + 1 x 6 <sup>□</sup> ) Supplied with the 8 or 12-module enclosure 2 x (1 x 16 <sup>□</sup> + 4 x 10 <sup>□</sup> + 3 x 6 <sup>□</sup> ) Supplied with the 18 or 24-module enclosure 2 x (2 x 16 <sup>□</sup> + 8 x 10 <sup>□</sup> + 6 x 6 <sup>□</sup> ) Supplied with the 36-module enclosure 2 x (2 x 16 <sup>□</sup> + 9 x 10 <sup>□</sup> + 9 x 6 <sup>□</sup> )
Blanking plates (packs of 10)	Clipped on the front face






### Accessories

Type	Cat. no.
Removable plate (pack of 2)	4 modules MIP99029
	6 modules MIP99030
	8 modules MIP99031
	12 modules MIP99032
	18 modules MIP99033
Surface mounting IP41 kit	MIP99034
Terminal block support (pack of 2)	MIP99036
Terminal block	1 x 16 <sup>□</sup> + 2 x 10 <sup>□</sup> + 1 x 6 <sup>□</sup> MIP99037
	1 x 16 <sup>□</sup> + 4 x 10 <sup>□</sup> + 3 x 6 <sup>□</sup> MIP99038
	2 x 16 <sup>□</sup> + 8 x 10 <sup>□</sup> + 6 x 6 <sup>□</sup> MIP99039
	2 x 16 <sup>□</sup> + 9 x 10 <sup>□</sup> + 9 x 6 <sup>□</sup> MIP99040
Earth terminal block	3 x 16 <sup>□</sup> + 12 x 2.5 <sup>□</sup> 13409
	4 x 16 <sup>□</sup> + 20 x 2.5 <sup>□</sup> 13410
Ph+N insulated terminal block (pack of 2)	2 x (1 x 35 <sup>□</sup> + 5 x 16 <sup>□</sup> ) 13411
	2 x (1 x 35 <sup>□</sup> + 7 x 16 <sup>□</sup> ) 13412
Blanking plate	5 modules 13387
Symbol plate	Standard 13735
	Special 13736
Keylock	MIP99046
Marker light	MIP99050

### Accessories for enclosures

Connection accessories		Cat. no.	
Type		Description	
Terminal block support (pack of 2)	18 modules 	The terminal block support can be clipped directly onto the back at the top and bottom of the enclosure. It clips immediately into place. Moreover, an audible «click» ensures that it is in the correct position. It is sufficiently clear of the back not to impede the cable routing and to ensure easy connection. It provides: <ul style="list-style-type: none"> <li>■ a viewing angle ensuring that the cable is securely in place</li> <li>■ a screwing angle ensuring that the screws are tight</li> </ul>	
Terminal block 	1 x 16 <sup>□</sup> + 2 x 10 <sup>□</sup> + 1 x 6 <sup>□</sup>	Simplifies electrical connection <ul style="list-style-type: none"> <li>■ Installation: <ul style="list-style-type: none"> <li>□ clips onto the terminal block support</li> <li>■ Consists of: <ul style="list-style-type: none"> <li>□ captive screws supplied open</li> <li>□ guides making it easier to insert cables into the tunnels</li> </ul> </li> </ul> </li> </ul>	MIP99036
	1 x 16 <sup>□</sup> + 4 x 10 <sup>□</sup> + 3 x 6 <sup>□</sup>		MIP99037
	2 x 16 <sup>□</sup> + 8 x 10 <sup>□</sup> + 6 x 6 <sup>□</sup>		MIP99038
	2 x 16 <sup>□</sup> + 9 x 10 <sup>□</sup> + 9 x 6 <sup>□</sup>		MIP99039
Earth terminal block 	3 x 16 <sup>□</sup> + 12 x 2.5 <sup>□</sup>	With screws and tool-free connection	MIP99040
	4 x 16 <sup>□</sup> + 20 x 2.5 <sup>□</sup>		13409
Ph+N insulated terminal block (pack of 2) 	2 x (1 x 35 <sup>□</sup> + 5 x 16 <sup>□</sup> )	Insulated up to 80 A	13410
	2 x (1 x 35 <sup>□</sup> + 7 x 16 <sup>□</sup> )		13411
Installation accessories		Cat. no.	
Kit IP41 		White sealing kit	MIP99034

### Accessories for enclosures (continued)

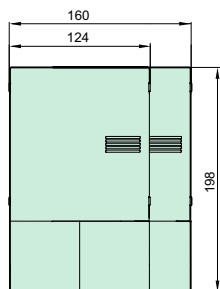
Finishing accessories		Cat. no.	
Type	Description	Solid white	
PB104115-20 	2 white removable plates		
	4 modules	<b>MIP99029</b>	
	6 modules	<b>MIP99030</b>	
	8 modules	<b>MIP99031</b>	
	12 modules	<b>MIP99032</b>	
PB104125-20 	18 modules	<b>MIP99033</b>	
	Blanking plate		
	Used to cover empty slots		
	<ul style="list-style-type: none"> <li>■ 5 dividable modules</li> <li>■ Colour: white RAL 9003</li> <li>■ Supplied in packs of 10</li> </ul>	<b>13387</b>	
E46102-23 	Standard	It contains self-adhesive pictograms used to identify the outgoers <ul style="list-style-type: none"> <li>■ Standard symbols:</li> <li>□ loads: power outlet, lighting, convector, etc.</li> <li>□ locations: bedroom, bathroom, etc.</li> </ul>	<b>13735</b>
	Special	<ul style="list-style-type: none"> <li>■ Special symbols:</li> <li>□ loads: surge arrester, gate, swimming pool, etc.</li> <li>□ locations: service room, computer room, etc.</li> </ul>	<b>13736</b>
PB104126-15 	Keylock	Used to protect access to the switchgear control in certain establishments, according to the regulations <ul style="list-style-type: none"> <li>■ Supplied with two metal keys</li> <li>■ Fixed to the enclosure and the door after punch-out according to instructions</li> </ul>	<b>MIP99046</b>
PB104673-20 	Marker light	Is illuminated when the terminal block voltage of the light is 0 V. It has a continuous supercapacitor power supply that needs no battery, accumulator or maintenance <ul style="list-style-type: none"> <li>■ White LED</li> <li>■ Autonomy: 20 mn</li> <li>■ Light output: 5 lumens</li> <li>■ Supply voltage: 240 V AC max</li> <li>■ Recharge duration: 6 h</li> <li>■ Service life: 15 years</li> <li>■ Degree of protection: IP40, IK07</li> <li>■ Insulation class: 2</li> <li>■ Connection: 2,5 mm<sup>2</sup> max</li> <li>■ Withstand to fire and abnormal heat: 750°C</li> </ul>	<b>MIP99050</b>

# Mini Pragma

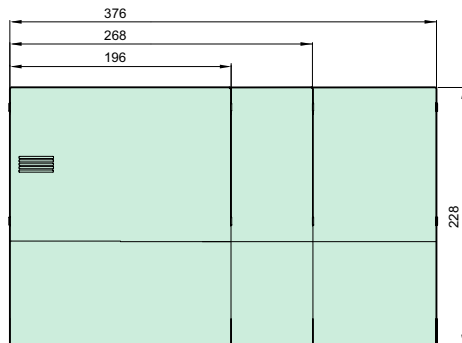
## Surface mounting enclosures

DB122738

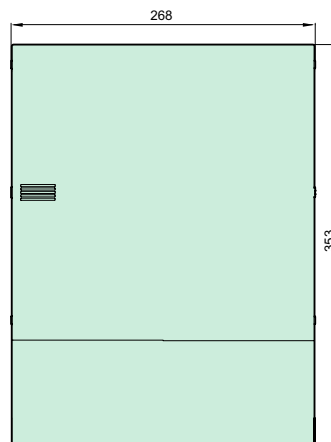
### Front view



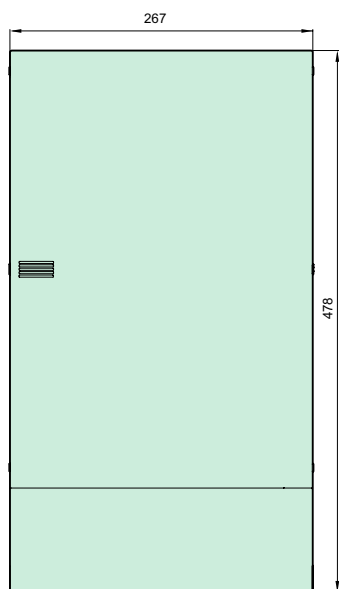
4, 6 modules



8, 12, 18 modules

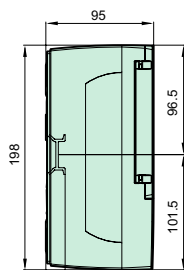


24 modules

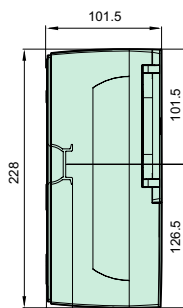


36 modules

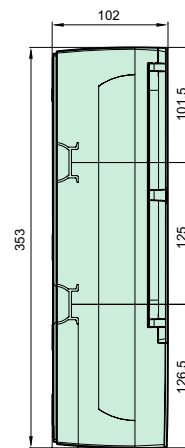
### Side view



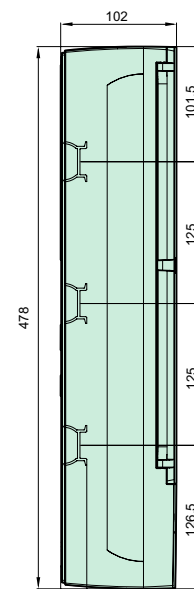
4, 6 modules



8, 12, 18 modules



24 modules



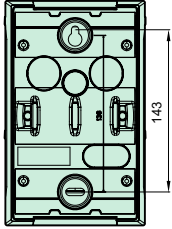
36 modules

# Mini Pragma

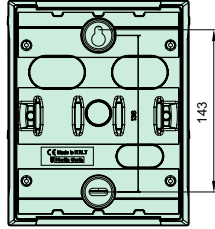
## Surface mounting enclosures

DB122739

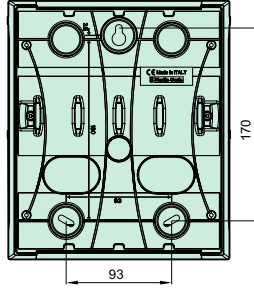
### Inside view



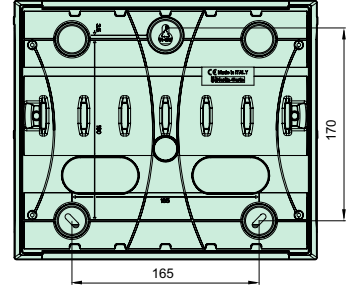
4 modules



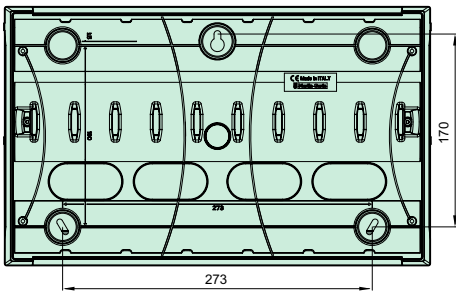
6 modules



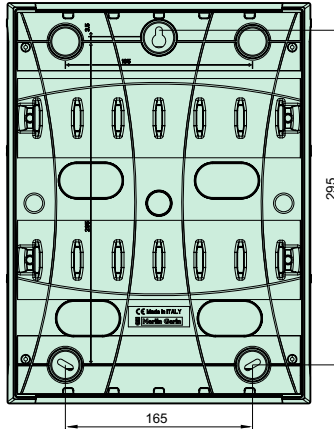
8 modules



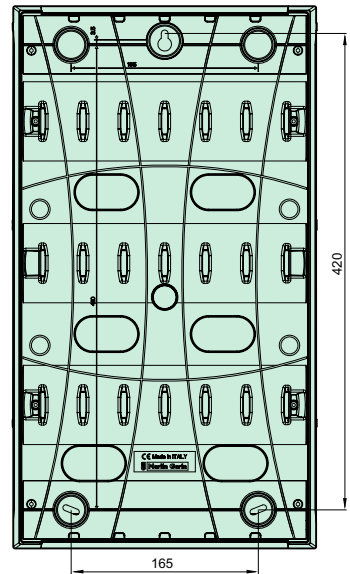
12 modules



18 modules



24 modules



36 modules

# Mini Pragma

## Flush mounting enclosures

*Offer: with earth + neutral terminal block*


Mini Pragma is a robust modular enclosure (IK 07), aesthetic with innovative design; it is highly suitable for a living environment integration. It offers great security (IP 40, IP 41, with accessory) thanks to the front face with a white opaque or transparent door models on all models.

### The flush mounting enclosures

The range consists of enclosures with a width of 4, 6, 8, 12, 18, 24 or 36- module of 18 mm, of 1, 2 or 3-row ready-to-use; designed for electricians: ergonomic design and flexibility of installation.

#### Easy installation and large cabling space


The chassis shapes are rounded and are not wounding for the cable and finger.



36-module enclosures

18-module enclosures

4-module enclosures



**Entry by cable, tube or trunking**

**Removable chassis**  
 ■ For table-top installation, as well as the possibility of adjustment for correct horizontal and vertical positioning (flush-mounted version)

**Earth and neutral terminal block**  
 ■ Clipped with quick connection

**Removable front face**  
 ■ With insulating screen  
 ■ 5 colours available:  
 white  
 ivory  
 garnet red  
 pistachio green  
 misty grey

**Blanking plates**

**Base**  
 ■ With pre-holes on the 4 sides for entry tubes  
 ■ Clamping leg for hollow partition  
 ■ Carton protection for installation in masonry

**Large space for cabling**

**A white opaque or transparent door**  
 ■ Reversible opens to 140°, after which it can be removed, without breaking

**Options**  
 ■ Marker light: ensures that the electrical functions can be accessed in the event of a general power supply failure: the enclosure remains illuminated and can therefore easily be accessed to allow the electrical installation to be restored to normal operation  
 ■ Phase terminal block  
 ■ Kit IP 41  
 ■ Keylock





# Mini Pragma

## Flush mounting enclosures

*Offer: with earth + neutral terminal block*

A range of 18 mm, 1, 2 or 3-row 4, 6, 8, 12, 18, 24 or 36-module ready-to-use enclosures designed for electricians: ergonomic design and flexibility of installation.



PB104096-50

### Function

This distribution or sub-distribution enclosure, up to 63 A, is designed for installing electrical switchboards in new or renovated installations in the housing sector.

### Description

Two choices are possible:

#### Offer to compose

This offer can compose the enclosures according to their own preference, based on a choice of 5 colours of different front face and a large number of accessories.

OR

#### Offer composed

This offer allows having for a single reference a complete enclosure equipped with:

- a symmetrical back box
- robust
- depth adapted to the walls of reduced thickness
- with pre-holes for entry tubes on the 4 sides
- 1 to 3 rails DIN, chassis allows the cabling outside the back box
- a rigid and reversible white (RAL 9003) front face, fitted with pre-cutout blanking plates with white opaque or transparent door
- an earth and neutral terminal block

This enclosure can be equipped with a marker light, available in accessories. It allows locating the enclosure in the dark during a power failure.



PB104085-40

36-module enclosures



PB104083-28

24-module enclosures



PB104081-21

18-module enclosures



PB104079-22

12-module enclosures



PB104077-20

8-module enclosures



PB104071-40

6-module enclosures




PB104072-19

4-module enclosures



PB104108-20

Smoked transparent door.



PB104107-20

White door.

### Technical data

#### Enclosures

Compliance with standards	IEC 60439-3, IEC 60529, IEC 60695-2-11, EN 50102, IEC 60670-24	
Rated current (In)	4-module enclosure	50 A
	6 to 36-module enclosures	63 A
Rated insulation voltage (Ui)	< 400 V	
Insulation	Class 2 (to IEC 60439-3)	
Degree of protection	To IEC 60529	IP 40
	Against mechanical impacts	IK 07
Materials	Self-extinguishing technoplastic (1): resistant to fire and abnormal heat 650°C to IEC 60695-2-11	

(1) Technoplastic material specially developed by Schneider Electric.

# Mini Pragma

## Flush mounting enclosures

Offer: with earth + neutral terminal block

PB104087-35



MIP30104T

PB104088-35



MIP40104T

PB104089-35




MIP50104T

PB104090-35



MIP60104T

PB104091-35



MIP70104T

### Offer to compose

Front face*			Cat. no.		+ Base
Number of rows	Number of modules per row	Capacity in 18 mm modules	With solid white door	With smoked transparent door	
<b>White</b>					
1	4	4	MIP30104	MIP30104T	MIP82104
	6	6	MIP30106	MIP30106T	MIP82106
	8	8	MIP30108	MIP30108T	MIP82108
	12	12	MIP30112	MIP30112T	MIP82112
	18	18	MIP30118	MIP30118T	MIP82118
2	12	24	MIP30212	MIP30212T	MIP82212
3	12	36	MIP30312	MIP30312T	MIP82312
<b>Ivory</b>					
1	4	4	-	MIP40104T	MIP82104
	6	6	-	MIP40106T	MIP82106
	8	8	-	MIP40108T	MIP82108
	12	12	-	MIP40112T	MIP82112
	18	18	-	MIP40118T	MIP82118
2	12	24	-	MIP40212T	MIP82212
3	12	36	-	MIP40312T	MIP82312
<b>Garnet red</b>					
1	4	4	-	MIP50104T	MIP82104
	6	6	-	MIP50106T	MIP82106
	8	8	-	MIP50108T	MIP82108
	12	12	-	MIP50112T	MIP82112
	18	18	-	MIP50118T	MIP82118
2	12	24	-	MIP50212T	MIP82212
3	12	36	-	MIP50312T	MIP82312
<b>Pistachio green</b>					
1	4	4	-	MIP60104T	MIP82104
	6	6	-	MIP60106T	MIP82106
	8	8	-	MIP60108T	MIP82108
	12	12	-	MIP60112T	MIP82112
	18	18	-	MIP60118T	MIP82118
2	12	24	-	MIP60212T	MIP82212
3	12	36	-	MIP60312T	MIP82312
<b>Misty grey</b>					
1	4	4	-	MIP70104T	MIP82104
	6	6	-	MIP70106T	MIP82106
	8	8	-	MIP70108T	MIP82108
	12	12	-	MIP70112T	MIP82112
	18	18	-	MIP70118T	MIP82118
2	12	24	-	MIP70212T	MIP82212
3	12	36	-	MIP70312T	MIP82312

(\*) Chassis and DIN rails delivered with the front face.

# Mini Pragma

## Flush mounting enclosures

*Offer: with earth + neutral terminal block*

PB104073-36



MIP20104T


### *Offer composed with earth and neutral terminal block*

White enclosures				Cat. no.	
Number of rows	Number of modules per row	Capacity in 18 mm modules	Rated current In (A)	With solid white door	With smoked transparent door
1	4	4	50	MIP22104	MIP22104T
	6	6	63	MIP22106	MIP22106T
	8	8	63	MIP22108	MIP12108T
	12	12	63	MIP22112	MIP22112T
	18	18	63	MIP22118	MIP22118T
2	12	24	63	MIP22212	MIP22212T
3	12	36	63	MIP22312	MIP22312T

### Components delivered with each enclosure

Type		
Identification strip for each row	To be glued onto the front panel	
Two terminal block supports		
Two earth/neutral terminal blocks	Supplied with the 4 or 6-module enclosure	$2 \times (1 \times 16^{\square} + 2 \times 10^{\square} + 1 \times 6^{\square})$
	Supplied with the 8 or 12-module enclosure	$2 \times (1 \times 16^{\square} + 4 \times 10^{\square} + 3 \times 6^{\square})$
	Supplied with the 18 or 24-module enclosure	$2 \times (2 \times 16^{\square} + 8 \times 10^{\square} + 6 \times 6^{\square})$
	Supplied with the 36-module enclosure	$2 \times (2 \times 16^{\square} + 9 \times 10^{\square} + 9 \times 6^{\square})$
Blanking plates (packs of 10)	Clipped on the front face	

PB104087-35



MIP30104T

PB104088-35



MIP40104T

PB104089-35



MIP50104T

PB104090-35



MIP60104T

PB104091-35



MIP70104T

### Accessories

Front face *			Cat. no.	
Number of rows	Number of modules per row	Capacity in 18 mm modules	With solid white door	With smoked transparent door
<b>White</b>				
1	4	4	MIP30104	MIP30104T
	6	6	MIP30106	MIP30106T
	8	8	MIP30108	MIP30108T
	12	12	MIP30112	MIP30112T
	18	18	MIP30118	MIP30118T
2	12	24	MIP30212	MIP30212T
3	12	36	MIP30312	MIP30312T
<b>Ivory</b>				
1	4	4	-	MIP40104T
	6	6	-	MIP40106T
	8	8	-	MIP40108T
	12	12	-	MIP40112T
	18	18	-	MIP40118T
2	12	24	-	MIP40212T
3	12	36	-	MIP40312T
<b>Garnet red</b>				
1	4	4	-	MIP50104T
	6	6	-	MIP50106T
	8	8	-	MIP50108T
	12	12	-	MIP50112T
	18	18	-	MIP50118T
2	12	24	-	MIP50212T
3	12	36	-	MIP50312T
<b>Pistachio green</b>				
1	4	4	-	MIP60104T
	6	6	-	MIP60106T
	8	8	-	MIP60108T
	12	12	-	MIP60112T
	18	18	-	MIP60118T
2	12	24	-	MIP60212T
3	12	36	-	MIP60312T
<b>Misty grey</b>				
1	4	4	-	MIP70104T
	6	6	-	MIP70106T
	8	8	-	MIP70108T
	12	12	-	MIP70112T
	18	18	-	MIP70118T
2	12	24	-	MIP70212T
3	12	36	-	MIP70312T

(\*) Chassis and DIN rails delivered with the front face.

PB104104-35



MIP80104

PB104130-35



MIP81112

PB104131-35



MIP82112

PB104638-45



MIP99035

### Accessories (continued)

Base only			Cat. no.
Number of rows	Number of modules per row	Capacity in 18 mm modules	
1	4	4	MIP80104
	6	6	MIP80106
	8	8	MIP80108
	12	12	MIP80112
	18	18	MIP80118
2	12	24	MIP80212
3	12	36	MIP80312

Base with earth terminal block			Cat. no.
Number of rows	Number of modules per row	Type of terminal block	
1	4	1 x 16 <sup>□</sup> + 2 x 10 <sup>□</sup> + 1 x 6 <sup>□</sup>	MIP81104
	6	1 x 16 <sup>□</sup> + 2 x 10 <sup>□</sup> + 1 x 6 <sup>□</sup>	MIP81106
	8	1 x 16 <sup>□</sup> + 4 x 10 <sup>□</sup> + 3 x 6 <sup>□</sup>	MIP81108
	12	1 x 16 <sup>□</sup> + 4 x 10 <sup>□</sup> + 3 x 6 <sup>□</sup>	MIP81112
	18	2 x 16 <sup>□</sup> + 8 x 10 <sup>□</sup> + 6 x 6 <sup>□</sup>	MIP81118
2	12	2 x 16 <sup>□</sup> + 8 x 10 <sup>□</sup> + 6 x 6 <sup>□</sup>	MIP81212
3	12	2 x 16 <sup>□</sup> + 9 x 10 <sup>□</sup> + 9 x 6 <sup>□</sup>	MIP81312

Base with earth/neutral terminal blocks			Cat. no.
Number of rows	Number of modules per row	Type of terminal block	
1	4	2 x (1 x 16 <sup>□</sup> + 2 x 10 <sup>□</sup> + 1 x 6 <sup>□</sup> )	MIP82104
	6	2 x (1 x 16 <sup>□</sup> + 2 x 10 <sup>□</sup> + 1 x 6 <sup>□</sup> )	MIP82106
	8	2 x (1 x 16 <sup>□</sup> + 4 x 10 <sup>□</sup> + 3 x 6 <sup>□</sup> )	MIP82108
	12	2 x (1 x 16 <sup>□</sup> + 4 x 10 <sup>□</sup> + 3 x 6 <sup>□</sup> )	MIP82112
	18	2 x (2 x 16 <sup>□</sup> + 8 x 10 <sup>□</sup> + 6 x 6 <sup>□</sup> )	MIP82118
2	12	2 x (2 x 16 <sup>□</sup> + 8 x 10 <sup>□</sup> + 6 x 6 <sup>□</sup> )	MIP82212
3	12	2 x (2 x 16 <sup>□</sup> + 9 x 10 <sup>□</sup> + 9 x 6 <sup>□</sup> )	MIP82312

### Other accessories

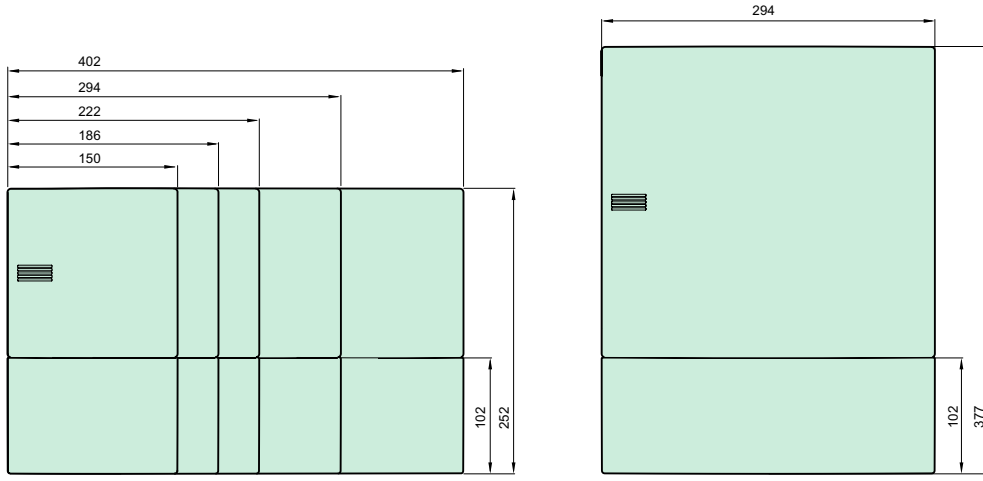
Type		Cat. no.
Flush mounting IP41 kit		MIP99035
Terminal block support (pack of 2)	18 modules	MIP99036
Terminal block	1 x 16 <sup>□</sup> + 2 x 10 <sup>□</sup> + 1 x 6 <sup>□</sup>	MIP99037
	1 x 16 <sup>□</sup> + 4 x 10 <sup>□</sup> + 3 x 6 <sup>□</sup>	MIP99038
	2 x 16 <sup>□</sup> + 8 x 10 <sup>□</sup> + 6 x 6 <sup>□</sup>	MIP99039
	2 x 16 <sup>□</sup> + 9 x 10 <sup>□</sup> + 9 x 6 <sup>□</sup>	MIP99040
Earth terminal block	3 x 16 <sup>□</sup> + 12 x 2.5 <sup>□</sup>	13409
	4 x 16 <sup>□</sup> + 20 x 2.5 <sup>□</sup>	13410
Ph+N insulated terminal block (pack of 2)	2 x (1 x 35 <sup>□</sup> + 5 x 16 <sup>□</sup> )	13411
	2 x (1 x 35 <sup>□</sup> + 7 x 16 <sup>□</sup> )	13412
Blanking plate	5 modules	13387
Symbol plate	Standard	13735
	Special	13736
Keylock		MIP99046
Hollow partition flush mounting kit		MIP99047
Marker light		MIP99050

# Mini Pragma

## Flush mounting enclosures


DB123283

### Front view



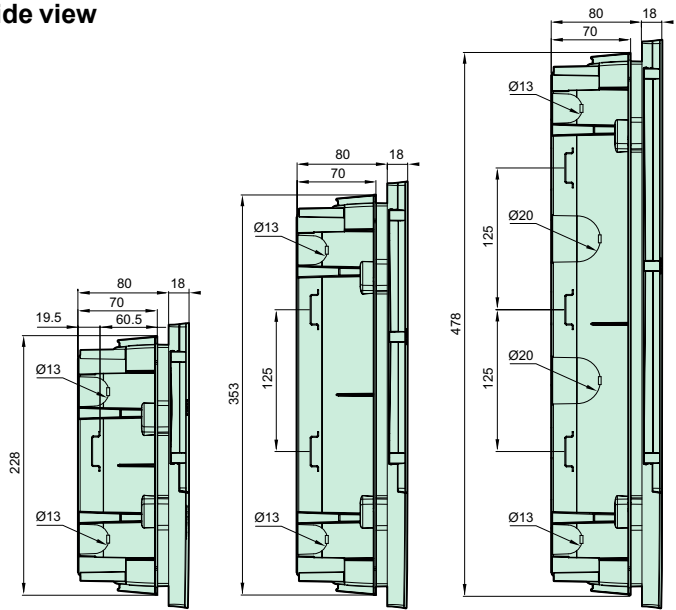
4, 6, 8, 12, 18 modules

24 modules



36 modules

### Side view

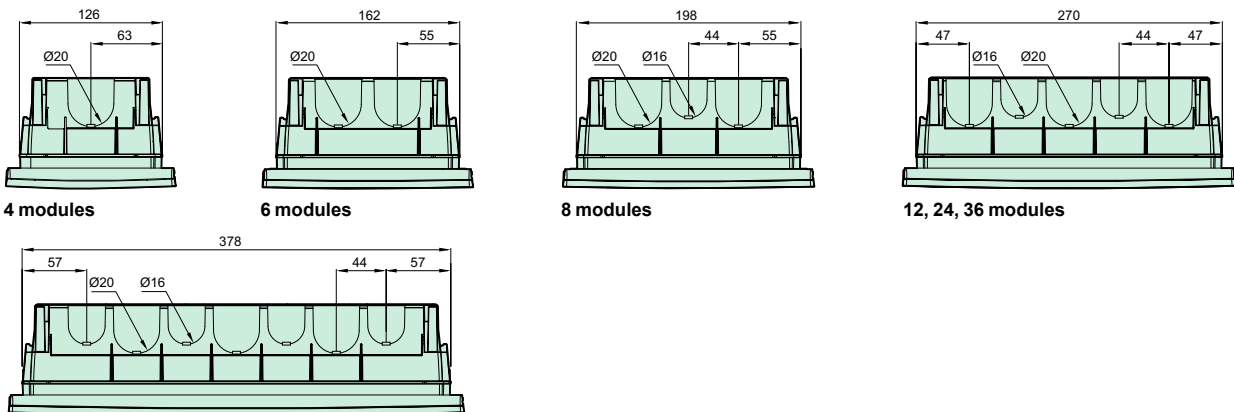


4, 6, 8, 12, 18 modules

24 modules

36 modules

### Top view



4 modules

6 modules

8 modules

12, 24, 36 modules

18 modules